

Business Plan 2011–2015

Department of Energy and Climate Change

May 2011

This plan will be updated annually

Contents:

Section A: **Vision**

Section B: **Coalition Priorities**

Section C: **Structural Reform Plan**

Section D: **Departmental Expenditure**

Section E: **Transparency**

A) Vision (p.1 of 2)

Our vision is of a thriving, globally competitive, low carbon energy economy. Achieving this through a long term transition to secure, affordable, low carbon energy on the way to an 80% cut in greenhouse gas emissions by 2050 will mean a transformation in the way we generate and use energy. In the near term, we will still need secure and safe oil and gas supplies from the North Sea and through collaboration with international partners. But as we look to the future, decarbonising our energy use will mean far more use of electricity in our transport system, in the way we heat our homes and businesses, and in the way our industry operates. That requires a big increase in electricity production, likely to need to double by 2050. At the same time, we need to drive down demand, increase efficiency, reduce wasted energy and ensure that we deliver in a way that maximises the effectiveness of taxpayers' money.

Making that change offers great opportunities, creating a wealth of new green jobs as we reform our system and infrastructure, helping to protect our economy from international energy price spikes, and ensuring that our energy system is resilient and secure from a range of risks, including natural hazards and other threats, as we establish the low carbon technologies that will be at the heart of our energy system: renewable energy, a new generation of nuclear power built without public subsidy, and clean fossil fuels through Carbon Capture and Storage (CCS).

A) Vision (p.2 of 2)

In the next five years, we will take action to set the UK on this path, helping not only our own economy but global efforts on climate change – leading the way through action at home, working with other countries to promote practical action to support low carbon growth, and seeking a global deal to limit emissions. Our first priority must be to deal with the legacy of the past, working towards a more cost-effective and responsible process for the safe and secure decommissioning of nuclear legacy facilities and radioactive waste management. Looking ahead, our new Green Deal will offer households and businesses access to the finance they need to install energy efficiency measures, repaid through savings on their bills; a reformed energy market will provide a secure base for the £200bn of investment needed in our electricity infrastructure by 2020; we will support the world's first commercial scale demonstration of Carbon Capture and Storage; we will work towards obtaining 15% of our energy from renewable sources by 2020; and the roll out of smart meters and a smart grid will create the right base for an energy system that is fit for the long term.

Chris Huhne, Secretary of State for Energy and Climate Change

B) Coalition Priorities

Structural Reform Priorities

1. **Save energy with the Green Deal and support vulnerable consumers**
 - Reduce energy use by households, businesses and the public sector, and help to protect the fuel poor
2. **Deliver secure energy on the way to a low carbon energy future**
 - Reform the energy market to ensure that the UK has a diverse, safe, secure and affordable energy system and incentivise low carbon investment and deployment
3. **Drive ambitious action on climate change at home and abroad**
 - Work for international action to tackle climate change, and work with other government departments to ensure that we meet UK carbon budgets efficiently and effectively
4. **Manage our energy legacy responsibly and cost-effectively**
 - Ensure public safety and value for money in the way we manage our nuclear, coal and other energy liabilities

B) Coalition Priorities

The Department will no longer...

... fund technologies unless we are confident that they are the most critical to meeting long-term decarbonisation and energy security objectives

...contribute to funding the establishment of the National Nuclear Centre of Excellence. The Government's key needs for technical advice and related support on nuclear non-proliferation issues will instead be met by new cross-government arrangements that were announced in the Strategic Defence and Security Review

...contribute the same level of voluntary contributions to international energy and climate organisations, and will focus our international low carbon technology efforts on what can be delivered within our Official Development Assistance Budget

...fund any of the economic development activities previously funded by the Regional Development Agencies, once we have met our share of liabilities and wind-up costs

...provide the same scale of funding to deal with the overseas nuclear legacy once current commitments are met

C) Structural Reform Plan

The Coalition is committed to a programme of reform that will turn government on its head. We want to bring about a power shift, taking power away from Whitehall and putting it into the hands of people and communities, and a horizon shift, making the decisions that will equip Britain for long term success. For too long citizens have been treated as passive recipients of centralised, standardised services. This Government is putting citizens back in charge, and Structural Reform Plans are part of this shift of power from government to people.

This section sets out how, and when, the Department will achieve the reforms that are needed to make this happen. Structural Reform Plans are key tools for holding departments to account for the implementation of Programme for Government commitments, replacing the old top-down systems of targets and central micromanagement.

Each month, the Department publishes a simple report on its progress in meeting these commitments. These reports are available on our departmental website and on the Number 10 website.

All legislative timings and subsequent actions are subject to the Parliamentary timetable and approval.

1. Save energy with the Green Deal and support vulnerable consumers

(p.1 of 4)

Reduce energy use by households, businesses and the public sector, and help to protect the fuel poor

ACTIONS	Start	End
1.1 Drive greater energy efficiency in households and businesses through the Green Deal		
i. Design Green Deal finance mechanism to: (a) help households and businesses fund energy efficiency improvements through savings on their energy bills, and (b) pass that charge onto a future bill-payer so that they only pay whilst enjoying the benefits	Completed	-
ii. As part of the Green Deal design provisions in primary legislation for a new obligation on energy companies to succeed the Carbon Emissions Reduction Target to support energy efficiency measures in households, with a particular focus on vulnerable low-income consumers and hard-to-treat homes	Started	Jun 2011
iii. Develop policies to increase demand for the Green Deal, alongside core finance offer	Started	Oct 2012
iv. Develop policies to enable application of Green Deal to the commercial sector, alongside household offer	Started	Oct 2012
v. Work with potential providers to facilitate early precursor offers to the Green Deal	Started	Jun 2011
vi. Introduce Energy Security and Green Economy Bill in Parliament to create powers to support the Green Deal, including the new energy company obligation	Completed	-
vii. Develop accreditation process to ensure public confidence in Green Deal measures	Started	Sep 2011
viii. Consult on secondary legislation to enable the Green Deal, including the new obligation on energy companies	Oct 2011	Mar 2012
ix. Lay secondary legislation and licence modifications before Parliament	Mar 2012	Mar 2012
x. DECC and DCLG to support the Greater Manchester Housing Retrofit Programme to deliver interim outcomes by May 2012, preparing the way for wide scale take-up of the Green Deal in the social housing sector	Started	May 2012

1. Save energy with the Green Deal and support vulnerable consumers

(p.2 of 4)

Reduce energy use by households, businesses and the public sector, and help to protect the fuel poor

ACTIONS	Start	End
1.1 Drive greater energy efficiency in households and businesses through the Green Deal (continued)		
xi. Work with DCLG to:		
a) improve the framework surrounding Energy Performance Certificates (EPCs) – including content and format of the certificates and the skills and quality assurance of those carrying out the assessment - to support the Green Deal, and ensure requirements are complied with	Started	Apr 2012
b) enable the Green Deal by developing proposals for reviewing take-up and possible regulation of the private rented sector, providing access to Energy Performance Certificate (EPC) data	Started	Oct 2012
c) encourage local authorities to become involved in delivering energy efficiency in their areas and social landlords to take action to improve the energy performance of their stock, using the Carbon Emissions Reduction Targets and the Green Deal to augment Decent Homes funding where appropriate, to stimulate the Green Deal and provide greater certainty to suppliers	Started	Oct 2012
d) extend Display Energy Certificates to commercial buildings	Started	Oct 2012
xii. Formal Green Deal offers available (underpinned by legislation)	Oct 2012	Oct 2012
xiii. First release of data showing number of energy efficiency installations under the Green Deal	Mar 2013	Mar 2013

2. Deliver secure energy on the way to a low carbon energy future

(p.1 of 6)

Reform the energy market and work internationally to ensure that the UK has a diverse, safe, secure and affordable energy system and incentivise low carbon investment and deployment

ACTIONS	Start	End
2.1 Reform the electricity market to ensure fair competition and security of gas and electricity supplies		
i. Publish gas market reform, via the Energy Security and Green Economy Bill, strengthening the market mechanism for ensuring that sufficient gas is available	Completed	-
ii. Consult on electricity market reforms, potentially including the following proposals:	Completed	-
a) Support for a carbon price to ensure that energy prices reflect their carbon content and encourage investment in low carbon generation		
b) A mechanism to reduce revenue uncertainty for low carbon generation e.g. by establishing a full system of Feed in Tariffs		
c) Introducing a new capacity mechanism, improving security of supply by incentivising or requiring sufficient capacity in the energy system		
d) An Emissions Performance Standard for fossil fuel power stations that will prevent new coal power stations being built unless equipped with CCS		
iii. Publish White Paper setting out reforms to the electricity market	Jul 2011	Jul 2011
iv. Review the role of Ofgem in delivering government's aims for independent regulation of the energy sector	Started	Jul 2011
v. Work with HMT on the reform of the Climate Change Levy to help support the carbon price, with legislation brought forward by HMT in the Finance Bill 2011 as appropriate	Completed	-
vi. Submit energy National Policy Statements (making the case for new energy infrastructure) to Parliament for ratification	Started	May 2011
vii. Undertake work to improve the resilience of the energy system, including flood protection at key electricity sites, through the Energy Sector Resilience Plan	Started	Mar 2012

2. Deliver secure energy on the way to a low carbon energy future

(p.2 of 6)

Reform the energy market and work internationally to ensure that the UK has a diverse, safe, secure and affordable energy system and incentivise low carbon investment and deployment

ACTIONS	Start	End
2.2 Drive deployment of renewable energy across the UK to ensure that at least 15% of UK energy comes from renewable sources by 2020		
i. Respond to Committee on Climate Change recommendations on the role of renewables beyond 2020 and potential pathways to 2030	Started	Oct 2011
ii. Develop regulations for new Renewable Heat Incentive scheme to provide financial support for renewable heat, and lay before Parliament	Started	Jul 2011
a) Implement Phase 1 (industrial and commercial) of the Renewable Heat Incentive Scheme alongside the Renewable Heat Premium Payment scheme for householders to provide financial support for renewable heat	Jul 2011	Jul 2011
b) Implement Phase 2 of the Renewable Heat Incentive scheme (including domestic installations) to provide financial support for renewable heat	Oct 2012	Oct 2012
iii. Work with the Department for Communities and Local Government to allow communities that host renewable energy projects to keep the additional business rates they generate		
a) Contribute to Local Government Resource review to deliver proposals for reform	Started	Jul 2011
b) Implement business rate retention for renewable energy development	Jun 2011	Apr 2013
iv. Work with the Department for Transport to address the role of Renewable Transport Fuel in the UK Renewables Roadmap	Jun 2011	Jun 2011
v. Undertake first major review of Feed-in Tariffs for small-scale renewable energy, consult and implement changes (fast track consideration of some aspects to be completed in 2011)	Started	Apr 2012

2. Deliver secure energy on the way to a low carbon energy future

(p.3 of 6)

Reform the energy market and work internationally to ensure that the UK has a diverse, safe, secure and affordable energy system and incentivise low carbon investment and deployment

ACTIONS	Start	End
2.2 Drive deployment of renewable energy across the UK to ensure that at least 15% of UK energy comes from renewable sources by 2020 (continued)		
vi. Conduct four-yearly review of Renewables Obligation (RO) Banding (levels of financial support for different technologies) to ensure that the RO provides the correct level of support to maintain investment in large-scale renewable energy generation	Started	Apr 2013
vii. New RO Bands implemented (except for offshore wind)	Apr 2013	Apr 2013
viii. New RO Bands implemented for offshore wind	Apr 2014	Apr 2014
2.3 Facilitate the world's first new nuclear development without public subsidy by 2018		
i. Seek Parliamentary approval of regulatory justification decision on whether the economic, social and other benefits of new radioactive practices (such as nuclear power stations) outweigh potential detriment to health	Completed	-
ii. Complete Order and Regulations for financing of waste and decommissioning associated with new nuclear build	Completed	-
iii. Finalise the framework that will ensure that new nuclear operators have arrangements in place to meet the full costs of decommissioning and their full share of waste management costs through publication of statutory Funded Decommissioning Guidance and a pricing methodology for government taking ownership of the operator's waste	May 2011	May 2011
iv. Set arrangements for the independent assessment of the safety, security and environmental impact of new reactor designs	Jun 2011	Jun 2011

2. Deliver secure energy on the way to a low carbon energy future

(p.4 of 6)

Reform the energy market and work internationally to ensure that the UK has a diverse, safe, secure and affordable energy system and incentivise low carbon investment and deployment

ACTIONS	Start	End
2.4 Demonstrate the use of clean fossil fuels through commercial scale Carbon Capture and Storage (CCS) technology in the UK		
i. Award contract for first demonstration project	Dec 2011	Dec 2011
ii. Run process to identify further CCS projects to be supported by public investment	Started	May 2012
2.5 Set in place a framework to establish a smart electricity grid		
i. Work with industry to develop a framework for smart grid standards	Completed	-
ii. As part of the Electricity Market White Paper, set out a strategy for future electricity networks to increase efficiency and reliability of the network; enable flexible demand management and the use of electric vehicles; and support integration of more local and wind-powered generation	Started	Jun 2011
iii. Work with OfGem and wider stakeholders through the Smart Grid Forum to publish initial report identifying facilitating actions to overcome current and future barriers to smart grid deployment	Started	Jun 2012
2.6 Set in place reforms to the electricity grid to ensure sufficient capacity and access to connect new forms of energy generation		
i. Design National Policy Statements with clear and effective guidance on onshore grid infrastructure to enable network development to take place in an environmentally sustainable and timely manner	Started	May 2011
ii. Publish, with the nine other nations in the North Seas Countries' Offshore Grid Initiative, North Sea grid configuration options and proposals for tackling regulatory, legal, planning and technical barriers	Dec 2012	Dec 2012

2. Deliver secure energy on the way to a low carbon energy future

(p.5 of 6)

Reform the energy market and work internationally to ensure that the UK has a diverse, safe, secure and affordable energy system and incentivise low carbon investment and deployment

ACTIONS	Start	End
2.7 Work to ensure that international action supports the UK's low carbon development and energy security objectives		
i. Support the European Commission to publish an energy roadmap to 2050 which sets out scenarios for how the power industry can be decarbonised and maximise Member States support	Started	Oct 2011
ii. Agree EU legislation on transparency and integrity of wholesale energy markets	Started	Dec 2011
iii. Agree EU legislation on energy infrastructure to support projects of European interest and facilitate commercial infrastructure investment needed for security of supply and low-carbon transition	Sep 2011	Jun 2012
iv. Develop EU technical and market codes to improve functioning/integration of EU energy markets	Started	Dec 2014
v. Support action-orientated Commission proposals stemming from the Energy Efficiency Plan in areas where the EU can add value to the domestic effort e.g. progress developing dynamic product and labelling standards	Started	Oct 2011
vi. Agree Commission proposals on Offshore Drilling which protect the environment and support UK objectives without placing a disproportionate burden on the industry.	Started	Dec 2011
vii. Support proportionate proposals in reaction to Fukushima, including stress-testing nuclear plants within the EU – ensuring that these are fully transparent and undertaken by Member States	Started	Jun 2012
viii. Participate in Carbon Sequestration Leadership Forum with 25 other countries to drive forward progress on Carbon Capture & Storage technology	Sep 2011	Sep 2011

3. Drive ambitious action on climate change at home and abroad

(p.5 of 5)

Work for international action to tackle climate change, and work with other government departments to ensure that we meet UK carbon budgets efficiently and effectively

ACTIONS	Start	End
3.5 Drive progress towards an ambitious global deal on reducing carbon emissions including through international negotiations at the UN Framework Convention on Climate Change		
i. Launch the REDD+ partnership on international forestry	Completed	-
ii. Work through the EU at the UN Framework Convention on Climate Change in Cancun (COP 16) to agree a balanced package of decisions that incorporates existing developed and developing country commitments, agree approaches to reporting emissions and activities to reduce them, and which builds momentum towards a global deal	Completed	-
iii. Deliver £300 million of UK fast-start finance to reduce emissions from deforestation	Started	Dec 2012
iv. Work through the UNFCCC negotiations to make progress towards a global deal on reducing emissions and the provision of climate finance	Dec 2012	Dec 2012
v. Support work through the UNFCCC to review progress towards the 2 degree target and its adequacy in the light of the latest science	Dec 2013	Dec 2015
vi. Secure continued commitment to ambitious action on international climate change via the G8 summit	May 2011	May 2011
vii. Work through G20 to reconfirm commitments to low carbon growth, provision of climate finance and reduction of fossil fuel subsidies	Nov 2011	Nov 2011

4. Manage our energy legacy responsibly and cost-effectively

Ensure public safety and value for money in the way we manage our nuclear, coal and other energy liabilities

ACTIONS	Start	End
4.1 Work with the Shareholder Executive in sponsoring the Nuclear Decommissioning Authority (NDA) to deliver its mission cost-effectively		
i. Complete the competition for the management of the Dounreay site	Started	Mar 2012
ii. Complete removal of fuel from Sizewell A site	Started	Mar 2013
iii. Achieve major milestones on high hazard ponds and silos at Sellafield, including the installation of retrieval infrastructure in pond B30	Started	Mar 2014
iv. Put at least one Magnox station into effective care and maintenance	Started	Mar 2015
4.2 Develop and implement solutions for the long-term management of higher activity radioactive waste through geological disposal, placing waste within engineered facilities deep inside a suitable rock formation, and develop policy on future management of UK's civil plutonium		
i. Implement the EU Nuclear Safety Directive	Started	Jul 2011
ii. Take forward the future management of the UK's civil plutonium	Completed	-
4.3 Further improve the security of civil nuclear sites and materials		
i. Complete risk assessment of safety and security at civil nuclear sites	Started	Aug 2011
ii. Develop UK-led Nuclear Fuel Assurance proposal to International Atomic Energy Agency (IAEA) Board	Started	Jun 2011
4.4 Review environmental regulation of oil and gas exploration in the light of the Gulf of Mexico spill		
i. Conduct review	Started	Jul 2011
ii. Publish final conclusions	Sep 2011	Sep 2011

D) Departmental Expenditure

This section sets out how the Department is spending taxpayers' money as clearly and transparently as possible.

We have included a table to show the Department's planned expenditure over the Spending Review Period, as agreed with the Treasury. It is split into money spent on administration (including the cost of running departments themselves), programmes (including the frontline), and capital (for instance new buildings and equipment).

We have also included a bubble chart setting out in detail how the settlement will be allocated for the 2011/12 financial year, across key programmes and activities.

This is followed by details of common areas of spend which sets out baseline data from 2009/10 financial year on a number of areas which indicate how the Department is being run. Organisations covered in the common areas of spend figures include, where possible, DECC core department, Nuclear Decommissioning Authority (NDA), Coal Authority, Civil Nuclear Police Authority (CNPA) and Committee on Climate Change (CCC). Any variations to this approach are flagged in the tables.

Table of spending for 2011/12 to 2014/15

This section sets out the Department's planned expenditure over the Spending Review period, as agreed with the Treasury.

£bn ^{1 2}	Baseline 2010/11	2011/12	2012/13	2013/14	2014/15
Total departmental expenditure allocation	2.9	3.0	3.4	3.5	3.7
<i>Administration spending³</i>	0.2	0.2	0.2	0.2	0.2
<i>Programme spending³</i>	0.9	1.3	1.2	1.2	0.9
<i>Capital spending</i>	1.7	1.5	2.0	2.2	2.7

Administration spending: the costs of all central government administration other than the costs of direct frontline service provision.

Programme spending: spending on activities, goods and services, such as pay and benefits (excluding admin spending as defined above).

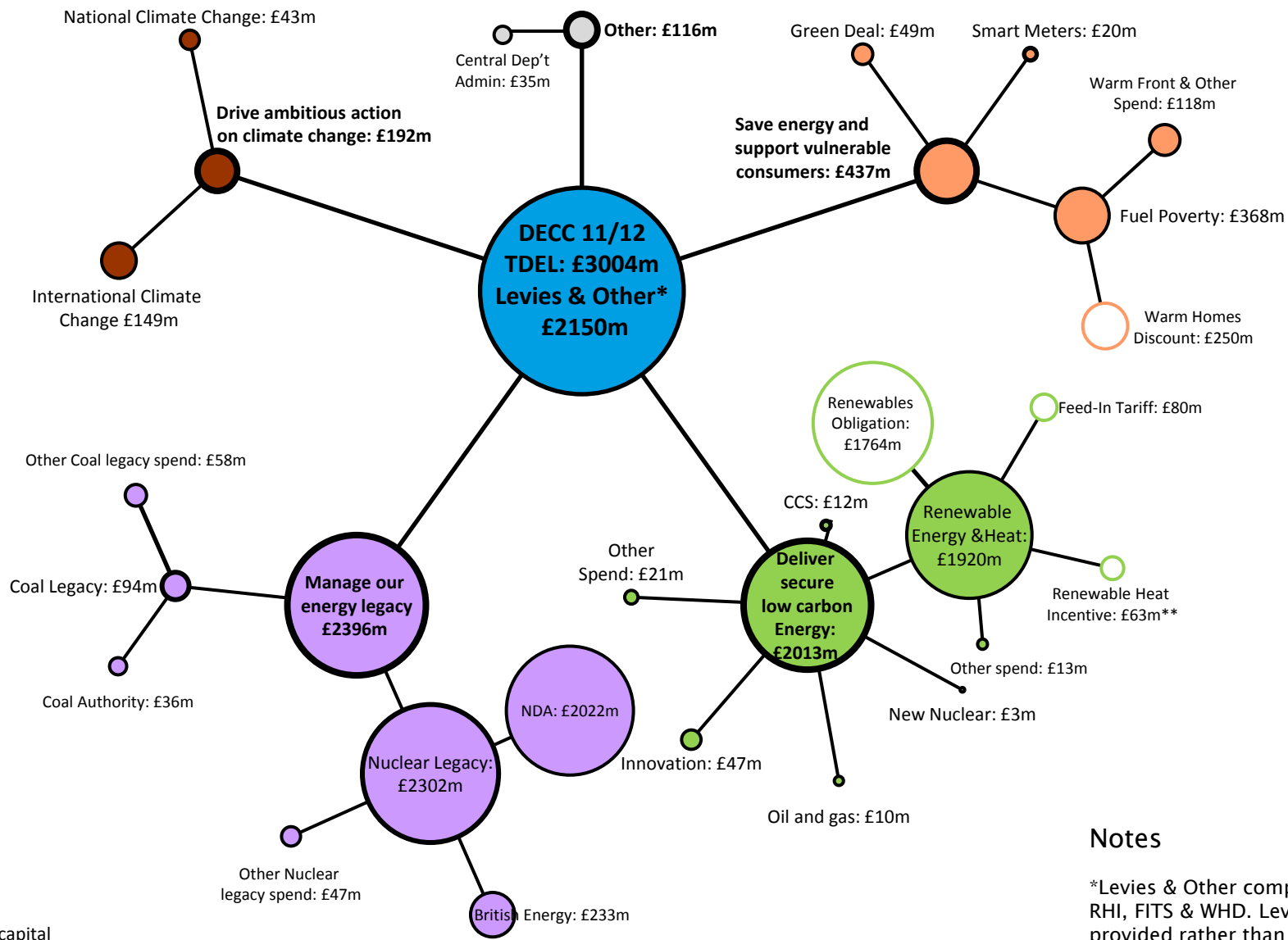
Capital spending: spending on assets with a lasting value, such as buildings and equipment.

1. Excludes departmental Annually Managed Expenditure

2. Numbers may not sum due to rounding

3. Excludes depreciation

Bubble chart of DECC's indicative 11/12 budget allocation



Key

- colour fill = Resource & capital
- white fill = Levies & other

Notes

*Levies & Other comprises RO, RHI, FITS & WHD. Levy caps are provided rather than projected spend

**Includes some resource spend

Common Areas of Spend

This data aims to let the public compare DECC operations against other public and private sector organisations, by setting out the cost of common operational areas against common data standards. Here, departments are setting out historical data from 2009/10 to form a baseline for future updates.

In 2009/10, DECC¹ ...
...employed 2,547 full-time equivalent (FTE) people; engaged 147 temporary staff and had an average staff cost of £60,000
...had a total estate of 22,337sqm with a cost of £10.5m equating to a cost per FTE of £3,900
...procured goods and services with a cost of £3,006.5m with third party suppliers, and were able to provide detailed categorisation for 5.1% of this ²
...had the CCS Demonstration 1 as the key major project, with a value of £1bn to 14/15
...spent £15.6m with third party suppliers on ICT and had an average cost of desktop per FTE of £2,935
...managed expenditure of £398.4m to which NDA Nuclear Provisions and NDA Depreciation and Revaluations were the major contributors; and spent £163.2m on staff pay
...spent £50.6m on the HR, Finance, Procurement, Legal and Communications aspects of Corporate Services
...spent £17.4m with Small and Medium Enterprises, with grants to Voluntary and Charitable Sector organisations totalling £17.1m

During the baseline year, few of the data standards above were available for consistent comparison across government. So historical data has not always been prepared on a consistent basis. Departments have set out caveats and exceptions that explain how their data fits with the common standard, and are critical to understanding this data. We are working to improve substantially the quality of data and particularly consistency across departments.

More detailed data, the caveats, definitions and supplementary information is available in Annex A. In future, we will publish updates to this information as part of our regular reporting of business plan data.

Note 1: Organisations covered in the common areas of spend figures include, where possible, DECC core department, Nuclear Decommissioning Authority (NDA), Coal Authority, Civil Nuclear Police Authority (CNPA), Committee on Climate Change (CCC). Any variations to this approach are noted in the detail.

Note 2: A further 90.5% of procurement is in respect of nuclear decommissioning, for which there is no category

E) Transparency

Transparency is key to improved outcomes and productivity in our public services. Public reporting of data promotes higher quality and more efficient services, choice and accountability. Transparency is a driver of economic growth because it enables the development of tools to support users, commissioners and providers of public services.

This section sets out how departments will publish information that will allow taxpayers to assess the efficiency and productivity of public services, holding them more effectively to account. The commitments in this section will be kept under continuous review – it is essential that public services are consistently proactive in publishing information to help citizens make the best decisions and routinely appraise their success in delivering meaningful transparency to their users.

This Business Plan makes commitments to the publication of key data sets that will improve the transparency of the public service – at the same time, it commits to providing data that is of good quality so that it can be used for effective comparison and to publishing this information in such a way so that it is as accessible as possible. In addition, departments are expected to work with data users to promote awareness of new data sets as they are published so that they become the focus of innovation and enterprise.

In most cases, the data will be available free of charge.

Information strategy (p.1 of 2)

All work on transparency will be taken forward at Board level by the Chief Operating Officer.

DECC is a transparent department, open to public scrutiny. We are complying with the Prime Minister's commitments on transparency, seeking to go further with our commitments where possible and monitoring progress against deadlines. Improving transparency can play an important part in helping the Department to achieve its objectives. Providing people with accurate information can help to change their behaviour, for example towards increased energy efficiency or investing in renewable forms of energy generation.

Smart Meters, for instance, will enable consumers to see exactly how much energy they are using. Better billing information will allow them to see how their energy use compares to others. We are providing detailed data here with data of annual electricity and gas consumption available for very small areas (400 homes) and exploring how we can maximise use of these data on bills. Improved transparency enables consumers to make informed choices about their energy consumption and encourages them to save money and energy.

The publication of the 2050 pathways analysis enables the public to explore different ways to meet our energy needs while reducing emissions. This will allow people to make an informed judgement about DECC's policy and investment choices. Since July 2010, around 45,000 unique users have investigated over 605,000 options for 2050 pathways through a publicly available web-tool. We have recently published an updated calculator and 'My 2050 Simulator' building on the response from over 300 stakeholders to a call for additional evidence. We already have over 60,000 unique users of the Simulator and will continue to distribute widely to youth groups, schools and universities as well as political decision makers.

Information strategy (p.2 of 2)

The Department aims to ensure that its data is as accessible as possible. It publishes information through a wide range of avenues including the DECC website and data.gov.uk. We also look to explore potential synergies with other data sources to maximise the reach of our data. For example local area energy data are also available through the CLG Places website and ONS's Neighbourhood statistics. All of DECC's existing statistical outputs have now be designated as full National Statistics. Following a successful user engagement survey <http://www.decc.gov.uk/en/content/cms/statistics/statistics.aspx> , we are now establishing a user panel to assist in the development of statistics to ensure they meet users needs.

DECC is creating a new national data framework of domestic and non-domestic properties in England and Wales. Called NEED (National Energy Efficiency Data framework) it combines at property level data on annual electricity and gas consumption, housing type, installed energy efficiency measures, and socio-demographic indicators for around 4 million properties since 2004. NEED will be a key tool in supporting action on energy efficiency and reducing emissions through the Green Deal. First, as an analytical tool for Government, NEED should dramatically improve our understanding of what drives energy consumption, and improve the impact of policies and focussing of delivery, alongside aggregated data. We will look to share the data within NEED - at an appropriate level of aggregation to preserve anonymity -with communities, firms and households to support decision making at a local level and unlock barriers to behaviour change.

Over the Spending Review period, DECC will move further away from centralised service delivery and will drive change increasingly through the private sector. Wide ranging delivery mechanisms will make measuring impacts and value for money more challenging, but even more important.

DECC also works with its delivery partners to provide transparent information. For instance, we have recently completed work with the Energy Saving Trust to publish, for the first time, data on installation of insulation measures at local authority and Parliamentary Constituency level.

Input indicators

The indicators set out in this section are only a small subset of the data gathered by the Department which will be made transparently available as outlined in the Information Strategy.

The Department will adopt the following indicators to help the public scrutinise our inputs:

Input indicator	When will publication start?	How often will it be published?	How will this be broken down?
Renewable financial incentive cost per unit of renewable energy generated (measures in £/TWh; excluding transport levies)	Apr 2011	Annual	National
Leverage of UK international climate change finance (US\$ of international climate finance leveraged per US\$ of UK funding)	Apr 2011	Annual	N/A
Proportion of the Nuclear Decommissioning Authority's budget that is spent on decommissioning and cleaning up nuclear plants	Ongoing	Annual	N/A

Impact indicators

Our impact indicators are designed to help the public to judge whether our policies and reforms are having the effect they want. The Department will adopt the following indicators:

Impact indicator	When will publication start?	How often will it be published?	How will this be broken down?
The total number of energy efficiency installations (cavity wall and loft insulation) in GB households	Oct 2010	Quarterly	National
The number of households in 'fuel poverty' (subject to independent review of fuel poverty target and definition)	Ongoing	Annual	National, regional, sub-regional
Percentage of energy consumed in the UK that has been generated from renewable sources	Ongoing	Annual	By source
The spare capacity of the UK's gas and electricity networks (difference between maximum possible supply and actual peak demand)	Ongoing	Annual	National
The impact of other countries' pledges to decrease their greenhouse gas emissions on predicted global emissions	2010	Annual	International (by country or region)
Total emissions of greenhouse gases from the UK (showing progress against legal limits on emissions (carbon budgets))	Ongoing	Annual	By emission type
Reduction in the Nuclear Liabilities Estimate through decommissioning and clean-up (in line with published Nuclear Decommissioning Authority business plans)	Ongoing	Annual	National
The proportion of all UK energy generation from low carbon sources	Ongoing	Quarterly	National

Other data (p.1 of 5)

We will publish a full range of datasets and our full departmental organogram on our website:

<http://www.decc.gov.uk/en/content/cms/statistics/statistics.aspx>

Data which will help people to judge the progress of structural reforms:
Number of energy efficiency installations provided under the Green Deal
Number of smart meter installations in households
Number of coal-fired power stations equipped with CCS
Energy Trends (comprehensive picture of energy production including renewables, microgeneration installations, low carbon energy and use)
Funds invested by the Green Investment Bank (published by BIS)

Data which will help people to make informed choices:
Average energy bill prices and unit costs by area, and work with suppliers to promote greater transparency on bills

Other data (p.2 of 5)

Other key data:

All contracts and spending over £25,000

Digest of UK Energy Statistics (detailed and comprehensive picture of fuel production including renewables and consumption during the last three years)

Quarterly energy prices (energy prices to domestic and industrial consumers for all the major fuels, including comparisons across EU and G7)

UK Energy Sector indicators (over 100 charts containing energy use, energy supply, fuel poverty, competition in energy markets, standards of service and the environment)

Energy Consumption in the UK (includes analysis of the factors driving the changes in energy consumption, the impact of increasing activity, increased efficiency, and structural change in the economy)

UK Energy in Brief (summarising the latest statistics on energy production, consumption and prices in the UK)

Energy Trends (comprehensive picture of energy production including renewables, low carbon energy and use)

UK Greenhouse Gas Inventory (data covering UK greenhouse gas emissions broken down by source and end-user sectors, and by fuel type)

UK Energy and emissions projections (UEP)

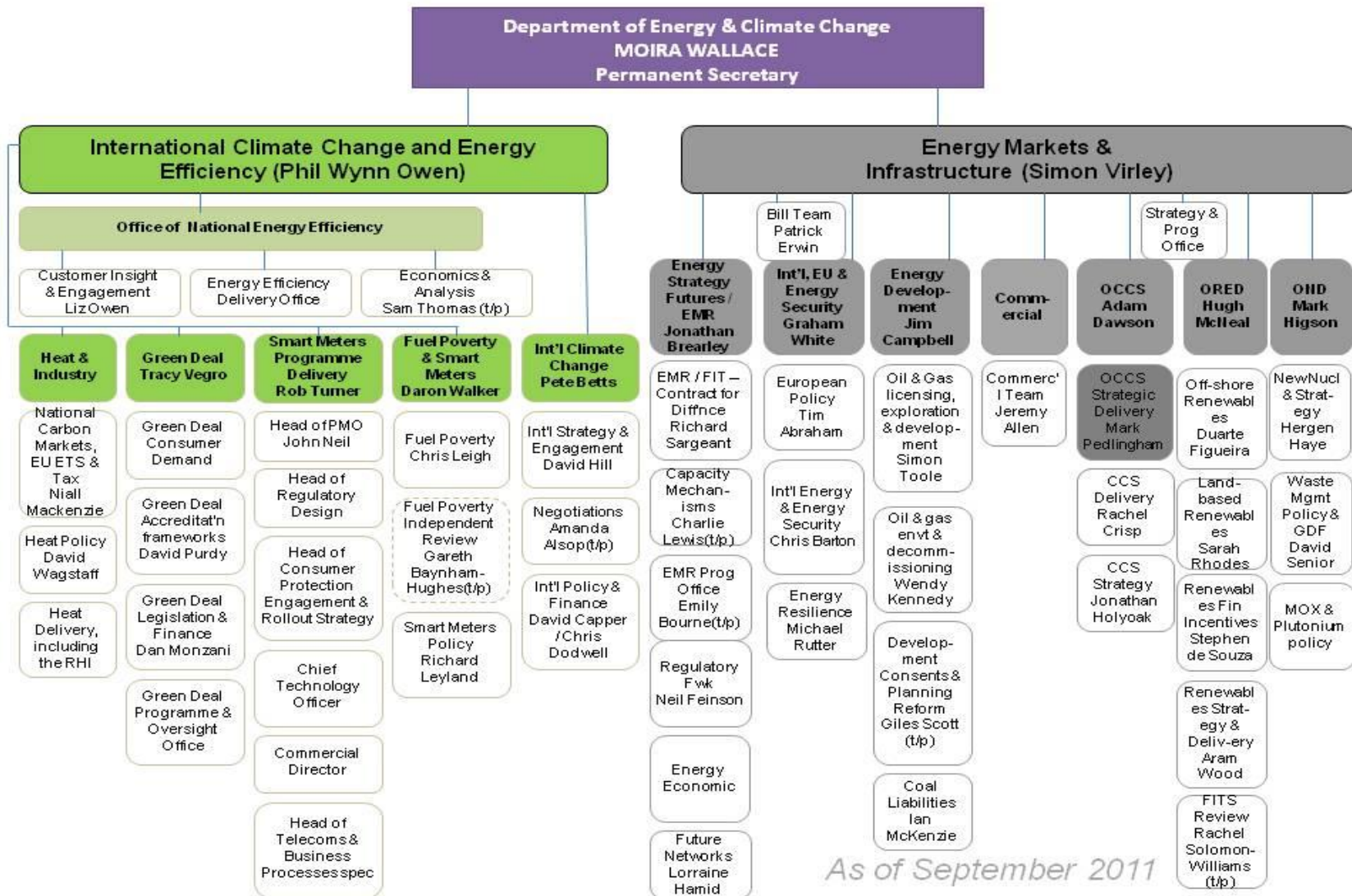
Other data (p.3 of 5)

Continued:

Other key data:
Sub-national Gas and electricity consumption statistics
Subregional fuel poverty
Local Area emissions data
CERT data at Local Authority level
Number of newly registered Ultra Low Emission Vehicles (published by DfT)

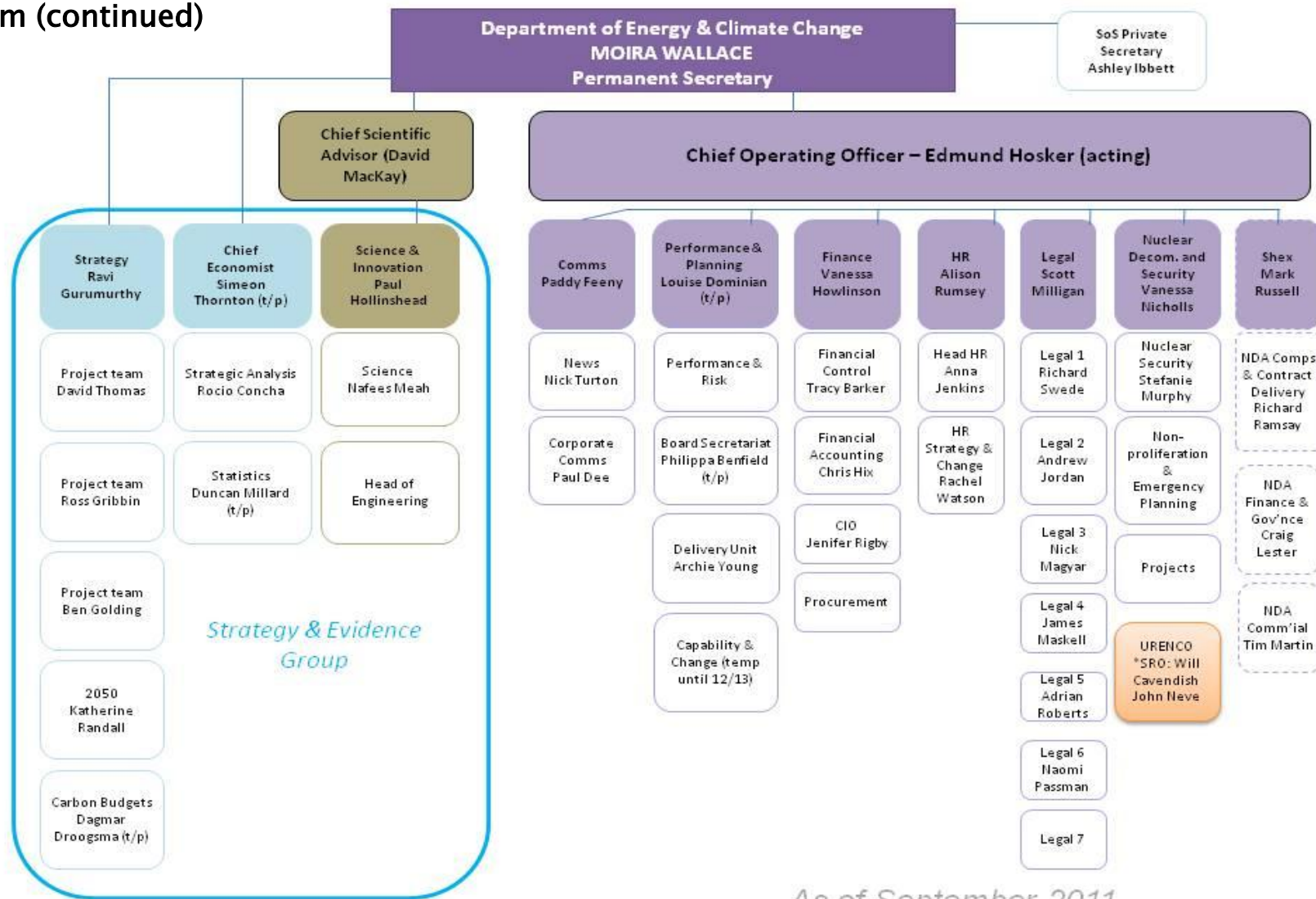
Other data (p.4 of 5)

Organogram



Other data (p.5 of 5)

Organogram (continued)



As of September 2011